District 7 L

As of May 2026 Cumulative

Year	New Clubs	Dropped Clubs	Gain/ Loss Clubs	New Members	Charter Members	Reinstate Members	Transfer Members	Total Member Added	Total Members Dropped	Gain/ Loss Members
2021-2022	0	0	0	89	0	4	7	100	104	-4
2022-2023	0	0	0	65	0	2	0	67	94	-27
2023-2024	0	1	-1	54	0	1	1	56	92	-36
2024-2025	0	4	-4	50	0	5	4	59	110	-51
2025-2026	0	0	0	65	0	4	3	72	79	-7
Average	**0**	**1**	**-1**	**65**	**0**	**3**	**3**	**71**	**96**	**-25**

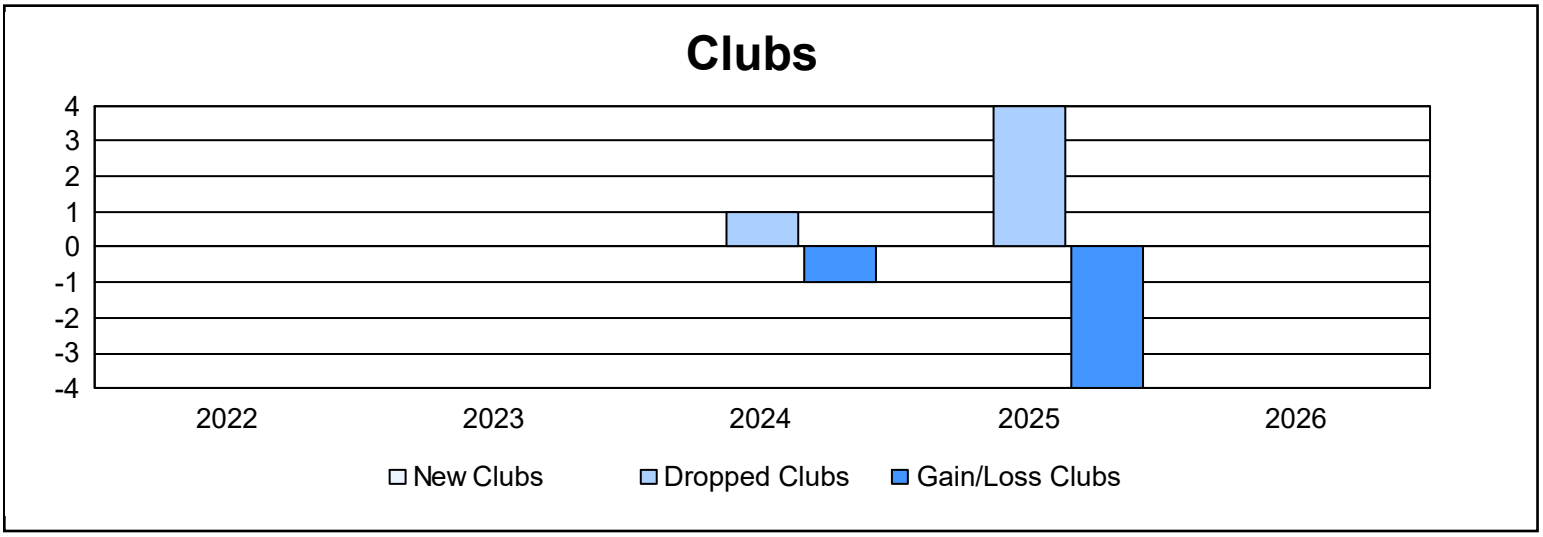

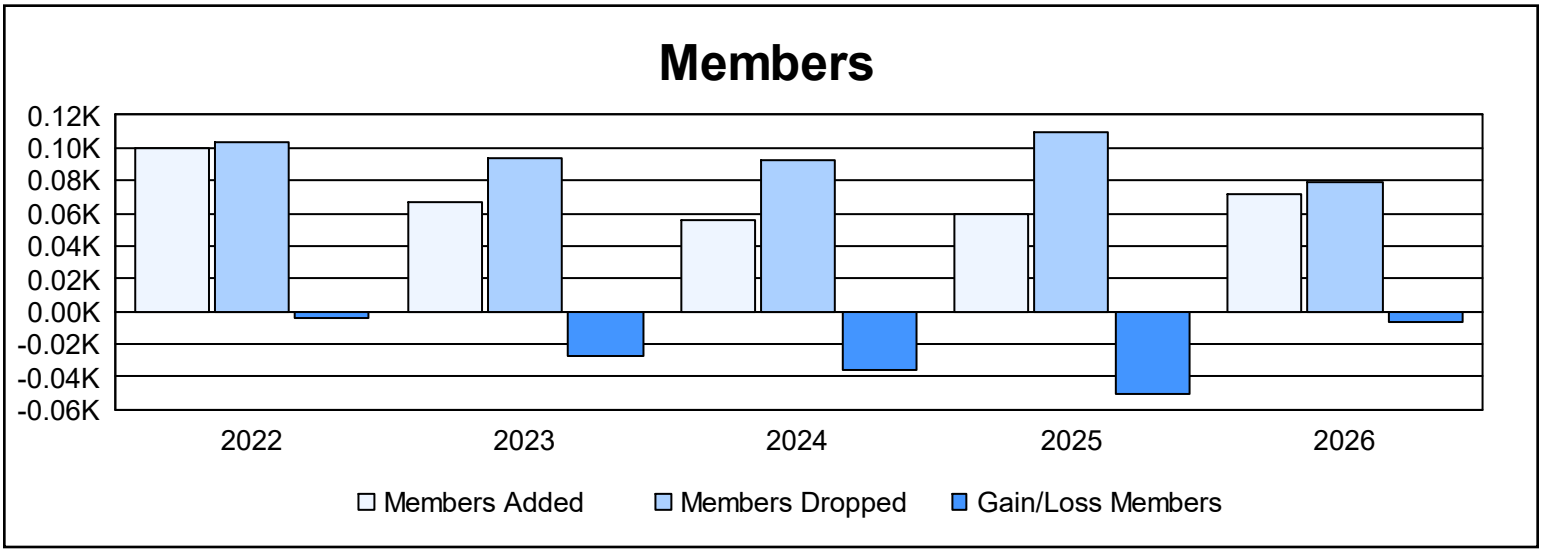

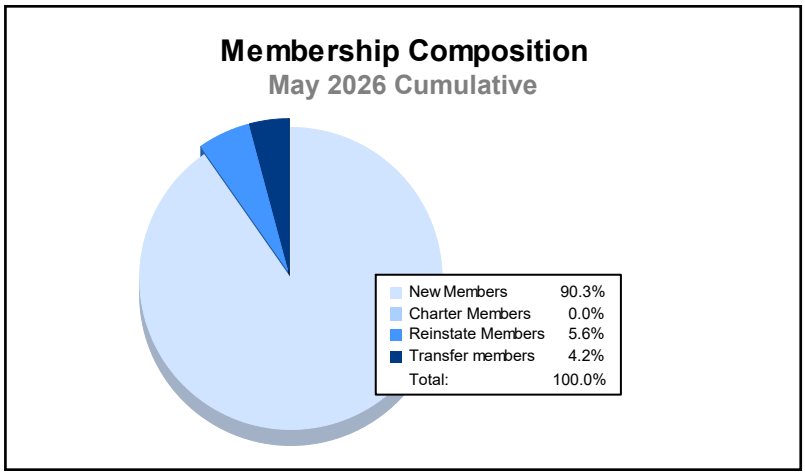
Membership Composition
May 2026 Cumulative
New Members 90.3%
Charter Members 0.0%
Reinstate Members 5.6%
Transfer members 4.2%
Total: 100.0%

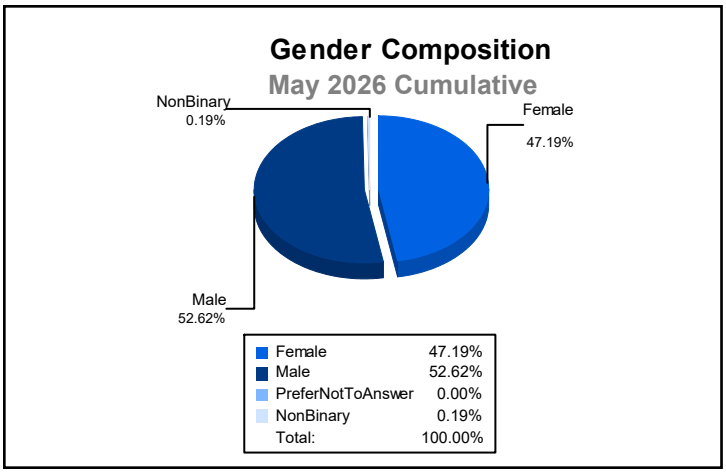
Gender Composition
May 2026 Cumulative
NonBinary
0.19%
Female
47.19%
Male
52.62%
Female 47.19%
Male 52.62%
PreferNotToAnswer 0.00%
NonBinary 0.19%
Total: 100.00%